

IT FIT 20/220-240/500 CS I (NEW)

ICUTRONIC FIT CS | Compact constant current LED driver – Non dimmable

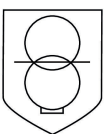


Product family features

- Supply voltage: 220...240 V
- Line frequency: 50 Hz | 60 Hz
- Line voltage: 198...254 V
- According to EN 61347-1, 61347-2-13, 62384
- RI suppression according to CISPR 15
- Line harmonics according to IEC 61000-3-2
- Immunity according to IEC 61547
- Fixed output (no dimming)

Product family benefits

- Higher quality of light thanks to low output ripple current
- High flexibility due to eight different output currents
- Small housing for flexible luminaire designs
- High efficiency
- Long lasting and high reliability
- Safety ensured by OSRAM (SELV)



Areas of application

- Suitable for downlights, spotlights and LED panels
- Suitable for indoor SELV installations
- Installation and independent mounting via Cable Clamp Kit possible

Technical data

Electrical data

Nominal input voltage	220...240 V
Nominal output current	150 mA / 200 mA / 250 mA / 300 mA / 350 mA / 400 mA / 450 mA / 500 mA ¹⁾
Nominal output power	3.45...21 W
Nominal output voltage	23...42 V
Maximum output power	21 W
Mains frequency	50/60 Hz
Input voltage AC	198...264 V ²⁾
Default output current	500 mA
Device power loss	3.1 W ³⁾
Efficiency in full-load	87 % ⁴⁾
Galvanic isolation primary/secondary	SELV
Inrush current	18 A ⁵⁾
Max. ECG no. on circuit breaker 10 A (B)	21
Max. ECG no. on circuit breaker 16 A (B)	33
Output current tolerance	±5 %
Output PSTLM	≤1
Output ripple current (100 Hz)	< 3 % ⁶⁾
Output SVM	≤0.4
Power factor λ	0.65C...0.98 ⁷⁾
Protective conductor current	<0.7 mA
Surge capability (L-N)	1 kV ⁸⁾
Surge capability (L/N-Ground)	2 kV ⁹⁾
Total harmonic distortion	< 10 % ¹⁰⁾
U-OUT (working voltage)	60 V
Current set	DipSwitch

1) ±7.5% / ±5%

2) Permitted voltage range

3) At 230 V, Input power 24.1 W max.

4) at 230 V, 50 Hz

5) $t_{width} = 134 \mu s$ typical (measured at 50 % I peak)

6) Ripple average at 100 Hz

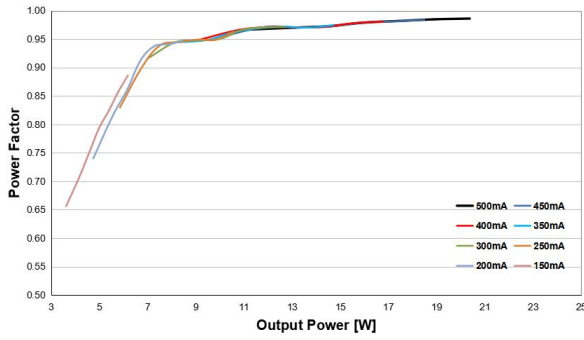
7) Full load at 230 V / 50 Hz

8) L/N

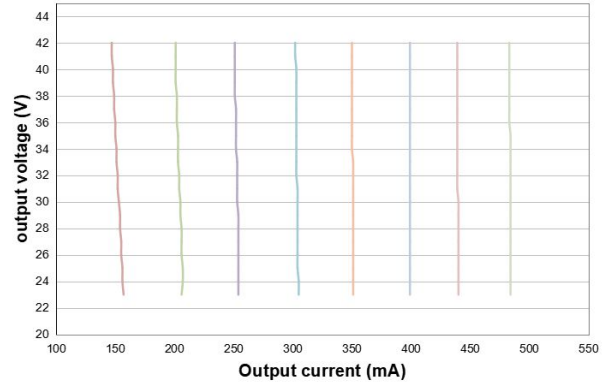
9) L/N – PE acc to EN 61547 Clause 5.7

10) At full load, 230 V, 50 Hz / see graphs

Typical Power Factor v Load



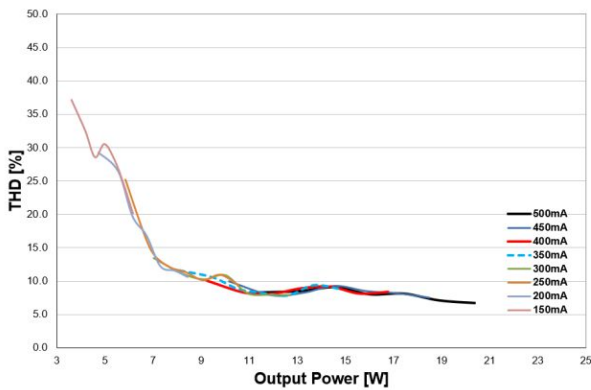
Operating Window



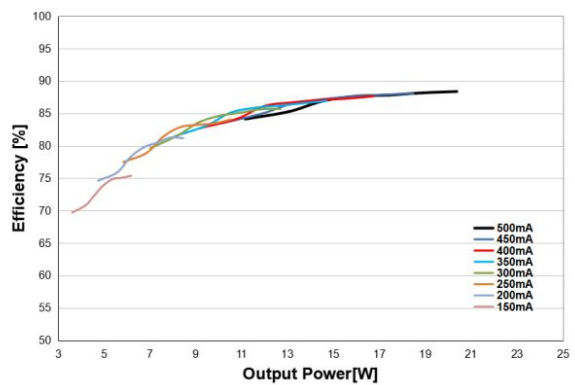
IT FIT 20 500 CS Independent Typical Power Factor vs Load

IT FIT 30 700 CS Independent Operating Window

Typical THD v Load



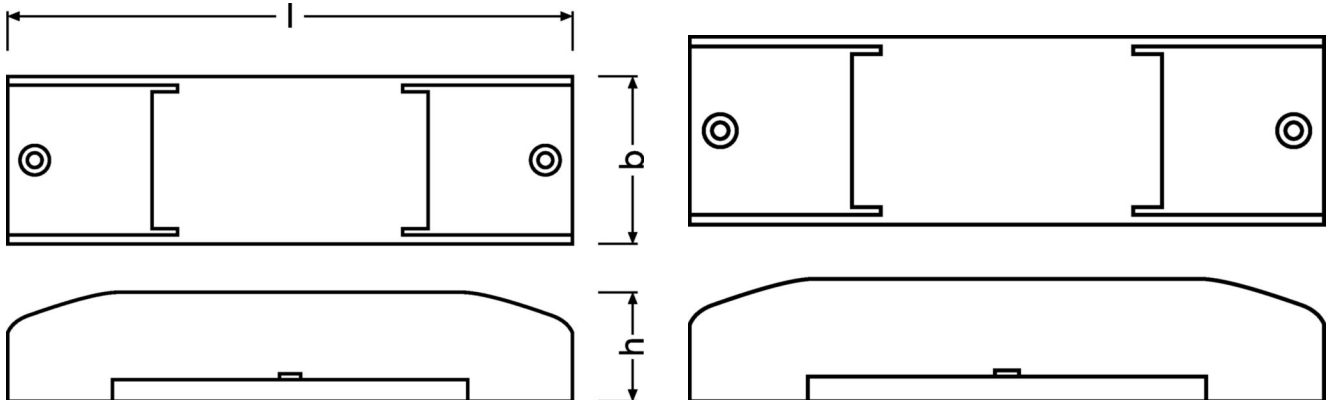
Typical Efficiency v Load 230 V 50 Hz



IT FIT 20 500 CS Independent Typical THD vs Load

IT FIT 20 500 CS Independent Typical Efficiency vs Load

Dimensions & weight



Length	145.0 mm
Height	28.0 mm
Width	43.0 mm
Product weight	120.00 g
Cable cross-section, input side	0.75...1.5 mm ²
Cable cross-section, output side	0.75...1.5 mm ²
Cable/wire length, output side	2000 mm
Wire preparation length, input side	7...8 mm
Wire preparation length, output side	7...8 mm
Mounting hole spacing, length	108.0 mm
Mounting hole spacing, width	not relevant mm

Colors & materials

Casing material	Plastic
Product color	White

Temperatures & operating conditions

Ambient temperature range	-20...+45 °C
Max.housing temperature in case of fault	110 °C
Maximum temperature at tc test point	70 °C ¹⁾
Permitted rel. humidity during operation	5...85 % ²⁾
Temperature range at storage	-20...80 °C ³⁾

1) Measured on tc point indicated on the product label.

2) Maximum 56 days/year at 85 %

3) Cool down before operating

Lifespan

ECG lifetime	50000 h ¹⁾
---------------------	-----------------------

1) At maximum $T_c = 70^\circ\text{C}$ / 10% failure rate

Additional product data

Encapsulated	No
---------------------	----

Capabilities

Dimmable	No
Max. cable length to lamp/LED module	2.0 m ¹⁾
Overload protection	Automatic reversible
Overheating protection	Automatic reversible
Suitable for fixtures with prot. class	I / II
Suitable for through-wiring	No
Type of connection, input side	Push terminal
Type of connection, output side	Push terminal
Intended for no-load operation	No
No-load proof	Yes
Number of channels	1
Programming interface	Dipswitch
Short-circuit protection	Automatic reversible

1) Output wires must be routed as close as possible to each other

Programming

Box programming	not relevant
Programming device	DIPswitch
Tuner4TRONIC	not relevant
Tuner4TRONIC Field App	not relevant

Certificates & standards

Type of protection	IP20
Approval marks – approval	CE / CCC / RCM / UKCA / ENEC 25
Standards	Acc. to IEC 61347-1 / Acc. to IEC 61347-2-13 / Acc. to IEC 62384 / Acc. to CISPR 15 / Acc. to IEC 61000-3-2 / Acc. to IEC 61000-3-3 / Acc. to IEC 61547

Logistical data

Commodity code	85044083900
----------------	-------------

Environmental information

Information according Art. 33 of EU Regulation (EC) 1907/2006 (REACH)	
Declaration No. in SCIP database	In work
Date of Declaration	29-07-2024
Primary Article Identifier	4062172326285
SCIP_STATUS	In work
SCIP_ID	

Ecodesign regulation information:

Intended for use with LED modules.

The forward voltage of the LED light source shall be within the defined operating window of the control gear in all operating conditions including dimming if applicable.

Separate control gear and light sources must be disposed of at certified disposal companies in accordance with Directive 2012/19/EU (WEEE) in the EU and with Waste Electrical and Electronic Equipment (WEEE) Regulations 2013 in the UK. For this purpose, collection points for recycling centres and take-back systems (CRSO) are available from retailers or private disposal companies, which accept separate control gear and light sources free of charge. In this way, raw materials are conserved and materials are recycled.

Additional product information

- Hot plug-in or secondary switching of LEDs is not permitted and may cause a very high current to the LEDs.

Download Data

File		
Certificates	PDF	▶ IT FIT CS I ENEC 64142225023302 U6 290623
CAD data 3-dim	Compressed	▶ IT FIT 220-240 CS ICAD3PDF 120122
Mandatory Publications	PDF	▶ IT FIT CS I CE 4304021 05 080823
Mandatory Publications	PDF	▶ IT FIT CS I UK DoC 4304027 03 220923
User instruction	PDF	▶ UI IT FIT CS I

Logistical Data

Product code	Product description	Packaging unit (Pieces/Unit)	Dimensions (length x width x height)	Volume	Gross weight
4062172326285	IT FIT 20/220-240/500 CS I	Shipping carton box 50 Pieces	310 x 225 x 170 mm	11.86 dm ³	127.76 g

The mentioned product code describes the smallest quantity unit which can be ordered. One shipping unit can contain one or more single products. When placing an order, for the quantity please enter single or multiples of a shipping unit

Disclaimer

Subject to change without notice. Errors and omission excepted. Always make sure to use the most recent release.